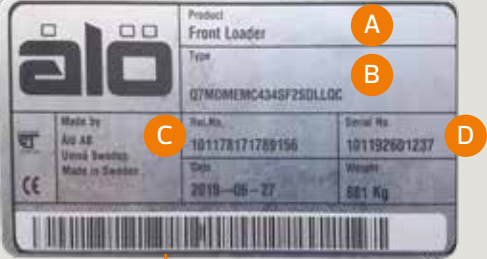





WHERE TO FIND PRODUCT INFORMATION?

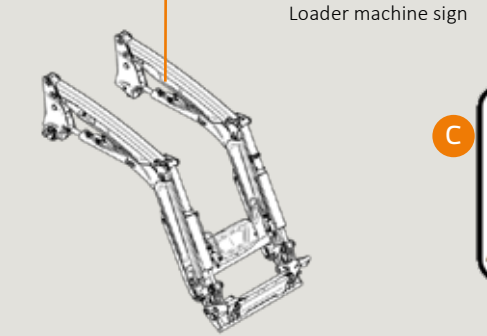
Information as Product Name, Product PN, Product Serial Number can be found directly on the machine sign located on the product itself.  
Have a look in the user manual to find out where the machine sign is located.



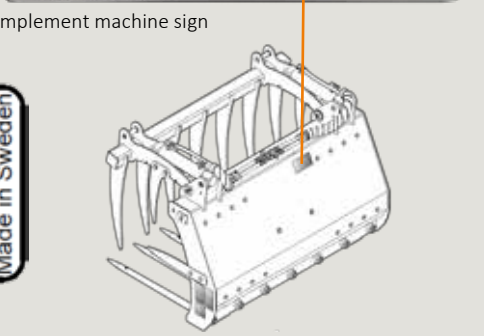
**A** Product Name  
**B** Product Code  
**C** Product Part Number  
**D** Product Serial Number




**A** Product Name  
**B** Product Code  
**C** Product Part Number  
**D** Product Serial Number



Loader machine sign



Implement machine sign



**C** Kit no: 340009-123  
Serial no: 20150003511  
Customer pn: ACW123456789  
Made in Sweden

QCS control system machine sign

WHERE TO FIND ITEM PART NUMBER?

You can find the part number stamped or marked on some of our products. See below for examples.



Hose PN stamped on the crimping



60038615  
2102  
6VPC3D12XLKASD4613-3  
www.roquetgroup.com Made in Spain

QSeries 3rd service block item sign



QCS DE MVULS QC4  
Part No: 59010251  
Max Sys. Pressure: 250 bar

QCS Valve item sign



5 0 2 0 9 4 4

Control cable PN stamped on the cable itself



UPRIGHT  
60009675  
Date of production: 2021 / 04 / 19  
Weight: 100 kg  
Manufacturer: AIO - AB  
Made in France



**A** **B** **C** **D** **E** **F**

Decals with PN on Subframe components



Original Parts by Quicke

CONTENTS

How to find spare parts on our website	4-5
Q-companion	6
<b>PARTS HIGH LIGHTS</b>	<b>7</b>
LoaderLightTM	7
SoftDrive	7
Selecto Fix	7
<b>SPARE PARTS</b>	<b>8-34</b>
QCS parts	8-9
Joystick parts	10
Control cables	11-12
Pins	13-14
Bushings	15
Loader locking pins	16-17
Service & Maintenance	18-19
Loader Service Suitcase	20
Quicke Service Tool	21
New QCS Service Suitcases	21
Sealing kits to cylinders	22
Quick couplings	23
Bearings	23
Plastic spacer	24
Holder kit	24
Gas spring	24
Plastic covers	25
Electric Connectors	26-27
Part shelf	28
Accumulators	29
Paint	29
Kits for loaders produced before 2017	30-31
Tines	32
Bucket Teeth	33
Cutting Edges	33
Knives for Silocut	34
Pallet fork locking pins	34
Hooks	34
Cylinder stop	34

ORIGINAL PARTS BY QUICKE 35



# HOW TO FIND SPARE PARTS TO QUICKE OR TRIMA PRODUCTS

Spare parts for Quicke or Trima products can be found in the online spare parts catalogue website: [www.parts.quicke.nu](http://www.parts.quicke.nu)

There are different sections according product types where you can either navigate to find the parts you need or type in what you are looking for in the searching bar located at the top of the webpage.

Searching bar  
(Item name, Item Number, Product name, Product PN, Loader Serial Number)

Select you preferred language for easier navigation

Parts catalogue sections

Feedback to provide?  
Click here and let us know your comments

## Spare parts standard navigation

Catalogue is composed of menu and sub-menus represented by icons easy to understand. Simply click on where you would like to go, and you will find what you are looking for.

Example of loader part search:

Select

- 1 Loader section
- 2 Loader Brand
- 3 Loader range
- 4 Loader model
- 5 Parts category
- 6 Sub Parts category
- 7 Item found!

## Filtering function

A filter function on the bottom left of the webpage appears when a product come in different design releases depending on year of production.

Drag the bar to display the products manufactured within your selected period of time.

## Searching bar function

Searching bar can be used to search in many different ways. You can search by Item name, Item Number, Product name, Product PN, and even by Loader Serial Number. Type in what you're looking for to see the results.

### Search by Part Number

1. Type in part number in the searching bar
2. Click on the result; system will show where the item is used
3. Click on "Path" to access to the dedicated parts table

### Search by Loader Serial Number

1. Type in the loader serial number in the searching bar
2. Click on the result to see loader production date and factory installed equipment
3. Click on "Show spare parts for" to access the complete catalog for this loader model

### Search by QCS control system Item Number:

1. Type in Hydraulic kit number in the searching bar (see page 2 for machine sign identification)
2. Click on the result to see main kit components
3. Click on the desired section to access the spare parts list

**Spare parts for the Control system** can also be found in the Mounting instructions included in the kit delivered to our Dealers or in the Media Archive used by Ålö and our Importers. Contact the Quicke support or your Quicke or Trima Importer for support.

**Spare parts to the Subframes** could be found in the Mounting instruction included in the kit delivered to our Dealers or in the Media Archived used by Ålö and our Importers. Contact the Quicke support or your Quicke or Trima Importer for support.



## THE FUTURE IS HERE IT'S CALLED Q-COMPANION®

The Q-series introduces a digital platform into the world of loaders: Q-companion. An all-in-one digital solution for effective and safe front loader operation. Use Q-companion to load the right amount of material, avoid over-loading of trailers and save unnecessary trips to the feed pit. Weigh your bales and count them automatically.

Know how much material is stored and where on the farm it is stored, thanks to the app. A clever maintenance reminder is also included to aid in taking good care of your loader.

### THE MAIN FUNCTIONS

**Position monitoring.** Once you've calibrated your implements, there's no longer any need to go out and adjust the angle indicator rod on the loader, use Q-companion instead! The implement position is displayed in relation to the ground for both height and angle. Functions that will increase your precision and safety.

**Load weighing.** Q-companion weighs the load during the lift with fantastic accuracy and provides guidance that helps you lift correctly for best results. Let Q-companion keep track of your work for you.

**Maintenance reminder.** Two individual maintenance indicators will tell you when it's time to lubricate and time for hardware torque checks. The time between maintenance is based on actual loader usage, not tractor usage. Loader maintenance is often forgotten and can result in down-time and repairs. Follow the maintenance schedule for trouble-free operation for years to come!

**App and Cloud Service.** Q-companion includes a free-of-charge smartphone app for iOS and Android, just search for Q-companion in the app stores. Using Bluetooth® technology, you can easily export weighing results from the Q-companion display to the cloud service and later access it on your computer or tablet.

**In the forefront.** Farming is changing, and with Q-companion you'll be in the forefront. By integrating state of the art sensor technology on to our loader's, the new Q-series is prepared for the future. Your efficiency is our guideline, and we guarantee you'll work smarter knowing your implement position, loaded weight and maintenance status just by looking at the colour display.

**ITEM NO: 59042200** fits the Quicke and Trima Q Series from year 2020 with QCS control systems

**ITEM NO: 60029447** fits the Quicke and Trima Q Series from 2017-2020 (requires SoftDrive).

**ITEM NO: 60040200** fits the Quicke Dimension and Trima Plus series from 2005 - 2017.

1+1=3

Combine Q-companion with Q<sup>E</sup>-command control system to access to many more features and functionalities!

- |                 |   |
|-----------------|---|
| <b>Q-MOTION</b> | Weigh your load with accuracy as you lift and save time |
| <b>Q-SHAKE</b>  | Your workdata always available, anywhere, at anytime    |
| <b>Q-RANGE</b>  | Ensures precision handling with even more safety        |
| <b>Q-ENDS</b>   | Helps you take care of your loader                      |



## PARTS HIGHLIGHTS



### LoaderLight™

Loader Light always gives you a beam of light at the implement level and follow the movement of the loader. Contains two 10 W heavy duty LED lamps (2x1052 lumen), 12 V and 2x0,75 Ampere, IP68. Compatible with all other options except 4th function and ESV valve.

ITEM NO 5048217 fits the Quicke Dimension and Trima Plus series from year 2005  
ITEM NO 60024312 fits the Quicke and Trima Q Series from year 2017



### SoftDrive™ (load damping)

With SoftDrive (load damping) you can drive the tractor faster with better control. It also protects your tractor by reducing constraints. Provides a more comfortable ride. SoftDrive is available for all loader range.

ITEM NO 5034241 fits the Quicke and Trima Versa-X and 200 Series  
For other loader models contact your sales representative for correct kit number or have a look at the section "Kits for loaders produced before 2017" on page 30



### Selecto Fix™

With Selecto Fix, you get an ergonomic and effective tool that saves valuable time. If your front loader is equipped with 3rd or 4th function, Selecto Fix provides simple, problem-free connection of the implement hydraulics, even when pressurised.

ITEM NO 10550379 fits the Quicke and Trima produced between 2002-2007 (-s/n 7234199)  
ITEM NO 10550380 fits the Quicke Dimension and Trima Plus series from 2007 (s/n 7234199-)  
ITEM NO 5221553 fits the Quicke and Trima Versa-X series  
ITEM NO 10550180 is used at the implement side in combination all above

For correct part number for the Q-series loader, contact your local sales representative





QCS PARTS


In 2020, Quicke launched a new serie of robust controls for smart farming - our new Quicke Control System (QCS). In the below section, we display a selection of new spare parts for QCS. Could not find what you are looking for? Visit our online parts catalog to show the complete range of spare parts available for this control system.

Q<sup>M</sup>-COMMAND



JOYSTICK HANDLE					
ITEM NO	59030100	59030140	59030110	59030120	59030130
NOTE	No switches	3rd service	3rd service Softdrive	3rd service Softdrive Q-Lock	3rd service Softdrive Q-Lock 4th Service AUX Buttons

	ITEM NO	ITEM DESC	NOTE
	59033001	Gaiter	For straight lever
	59033016	Strain relief	To position and maintain electric cable in place
	59033020	Lever complete	Straight lever
	59033010	Housing complete	Contains <b>A</b> and <b>B</b>
	59033012	Pivot ball	
	59033015	Screw M8x25	
	59030499	Attachment kit	To connect control cables to hydraulic valve




CONTROL CABLES

Our Control cables have significant less internal gap compared to similar cables even in the longest and most complex cable routings. The design also make them smooth to push/pull. This gives outstanding control when needed in precision work.

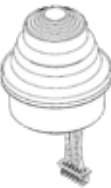
P/N	DESCRIPTION	LENGTH
59030310	Control cable	L=1000mm
59030311	Control cable	L=1100mm
59030312	Control cable	L=1200mm
59030314	Control cable	L=1400mm
59030316	Control cable	L=1600mm
59030318	Control cable	L=1800mm
59030320	Control cable	L=2000mm
59030322	Control cable	L=2200mm
59030324	Control cable	L=2400mm
59030326	Control cable	L=2600mm
59030328	Control cable	L=2800mm
59030330	Control cable	L=3000mm
59030332	Control cable	L=3200mm

Q<sup>E</sup>-COMMAND




The new electronic control system which features great hand ergonomics and possibility to operate all loader functions as standard.



Joystick 59030500



Thumbstick kit 4501144

	<b>M12 L=150</b>	59030502
	<b>M12 L=240</b>	59030503
	<b>M12 L=290</b>	59030504

COUPLINGS AND MULTICOUPLINGS

	ITEM NO	ITEM DESC	NOTE
	59021040	Quick coupling SF4 / SF6	For control system with single couplings- Valve side
	59021044	Seal kit	Delivered in bag of 10 pcs
	59021046	Quick Coupling QC4 / QC6 / QC6c	For control system with multicouplings- Loader side
	59021047	Seal kit	Delivered in bag of 10 pcs
	59021041	Quick Coupling QC4 / QC6 / QC6c	For control system with multicouplings- Valve side
	59018100	Seal kit	For Q <sup>M</sup> -command valves 4 hydraulic ports
	59018200	Seal kit	For Q <sup>E</sup> -command valves 4 hydraulic ports
	59018300	Seal kit	For Live 3 valves- 6 hydraulic ports QE-command & QM-command
	59021030	Rubber coupling plug	For single couplings devices- Valve side- Black colour
	59021031	Rubber electric connector plug	For multicouplings devices- Valve side



Single couplings  
4 ports  
**SF4**



Multi couplings  
4 ports  
**QC4**



Multi couplings 6 ports compact  
**QC6c**



Multi couplings 6 ports  
**QC6**

JOYSTICK PARTS

For access to the complete range visit our Spare part viewer at our homepages. [www.quicke.nu](http://www.quicke.nu) or [www.trima.nu](http://www.trima.nu).



	ERGODRIVE				Loader Control System™		
	5020346	5020938	5020961	5021103	5021037	5021048	5021038
	3rd + 4th (1992-2007)	3rd + Softdrive (2007-2010)	3rd + 4th Softdrive (2007-2010)	200-Series (2011-)	3rd + Softdrive (2010-)	3rd + 4th + Softdrive R (2010-)	3rd + 4th + Softdrive L (2010-)
 M12 5020373	●						
 M18x1,5 4500352		●	●	●	●	●	●
 Ø 14 5020374	●						
 Ø 15 4500353		●	●	●	●	●	●
 55 5020382	●						
 65 4500343		●	●	●			
 65 5021044					●	●	●
 5024366	●	●	●		●	●	●
 5024365		●	●		●	●	●
 4500355							
 4500354							
 M12 5020387	●						

ELECTRODRIVE QS

4501087  
Replaces Easydrive 60006439 and  
Electrodrive 60006437.



 A 5103100	 B 60004085	 60004086
 M10 L=150		5103058
 M10 L=300		5103057
 M10 L=350		5103083

CONTROL CABLES

Our Control cables have significant less internal gap compared to similar cables even in the longest and most complex cable routings. The design also make them smooth to push/pull. This gives outstanding control when needed in precision work.




P/N	DESCRIPTION	LENGTH	QUICKE	TRIMA	YEAR
5021026	Cable	L=1200mm	●	●	2010-
5021027	Cable	L=1400mm	●	●	2010-
5021028	Cable	L=1600mm	●	●	2010-
5021029	Cable	L=1800mm	●	●	2010-
5021030	Cable	L=2000mm	●	●	2010-
5021031	Cable	L=2200mm	●	●	2010-
5021032	Cable	L=2400mm	●	●	2010-
5021033	Cable	L=2600mm	●	●	2010-
5021034	Cable	L=2800mm	●	●	2010-
5021035	Cable	L=3000mm	●	●	2010-
5021036	Cable	L=3200mm	●	●	2010-




P/N	DESCRIPTION	LENGTH	QUICKE	TRIMA	YEAR
5021130	Cable	L=800mm	●	●	1992-
5021132	Cable	L=1000mm	●	●	1992-
5020940	Cable	L=1200mm (5020351)	●	●	1992-
5020941	Cable	L=1400mm (5020352)	●	●	1992-
5020942	Cable	L=1600mm (5020353)	●	●	1992-
5020943	Cable	L=1800mm (5020354)	●	●	1992-
5020944	Cable	L=2000mm (5020355)	●	●	1992-
5020945	Cable	L=2200mm (5020356)	●	●	1992-
5020946	Cable	L=2400mm (5020357)	●	●	1992-
5020947	Cable	L=2600mm (5020358)	●	●	1992-
5020948	Cable	L=2800mm (5020359)	●	●	1992-
5020949	Cable	L=3000mm (5020360)	●	●	1992-
5020950	Cable	L=3200mm (5020361)	●	●	1992-

Quicke ● Trima ●



P/N	DESCRIPTION	LENGTH	QUICKE	TRIMA	YEAR
20729820	Cable	L=1200mm		●	1980-2000
20729821	Cable	L=1400mm		●	1980-2000
20729822	Cable	L=1600mm		●	1980-2000
20729823	Cable	L=1800mm		●	1980-2000
20729824	Cable	L=2000mm		●	1980-2000
20729825	Cable	L=2200mm		●	1980-2000
20729826	Cable	L=2400mm		●	1980-2000
20729827	Cable	L=2600mm		●	1980-2000
20729828	Cable	L=2800mm		●	1980-2000

**TRIMA**



P/N	DESCRIPTION	LENGTH	QUICKE	TRIMA	YEAR
5020312		L=500mm	●		1980-1992
5020316		L=700mm	●		1980-1992
5020320		L=1000mm	●		1980-1992
5020313		L=1200mm	●		1980-1992
5020321		L=1450mm N/A	●		1980-1992
5020311		L=1600mm	●		1980-1992
5020317		L=2000mm	●		1980-1992
5020314		L=2400mm	●		1980-1992

**Quicke**




P/N	DESCRIPTION	LENGTH	QUICKE	TRIMA	YEAR
521087	Cable	L=1500mm	●		-1980
521088	Cable	L=2000mm	●		-1980

**Quicke**



Quicke ● Trima ●

**Quicke**



P/N	DESCRIPTION	LENGTH	QUICKE	TRIMA	YEAR
5020302	Cable	L=800mm	●		-1980
5020304	Cable	L=1200mm	●		-1980

**TRIMA**



P/N	DESCRIPTION	LENGTH	QUICKE	TRIMA	YEAR
20729802	Cable	L=600mm		●	-1980
20729806	Cable	L=650mm N/A		●	Repl. by 20729801
20729801	Cable	L=700mm		●	-1980
20729803	Cable	L=750mm N/A		●	Repl. by 20729800
20729800	Cable	L=800mm		●	-1980
20729804	Cable	L=1000mm		●	-1980
20729812	Cable	L=1100mm		●	-1980
20729805	Cable	L=1200mm		●	-1980
20729813	Cable	L=1400mm		●	-1980
20729807	Cable	L=1600mm		●	-1980
20729808	Cable	L=1800mm		●	-1980
20729809	Cable	L=2000mm		●	-1980
20729810	Cable	L=2200mm		●	-1980
20729811	Cable	L=2400mm		●	-1980



## PINS

Our unique pin locking reduce the gaps and keep the grease in place. Replace pins if they are damaged to avoid consequential damages at the loader or tractor!




Quicke ● Trima ●





**A** LOADER PIVOT PINS




ITEM NO	ITEM DESC	ØD	L	NOTE
60018046	Pivot pin	30	127	Repl. 9020034
60018053	Pivot pin	35	127	Repl. 9020035
60018062	Pivot pin	40	127	Repl. 9020036
60018047	Pivot pin	30	96	Repl. 9020037
60018058	Pivot pin	35	96	Repl. 9020038
60018050	Pivot pin	30	84	Repl. 9020039
60018059	Pivot pin	35	84	Repl. 9020040
60019828	Pivot pin	40	147	Repl. 9020061
9020100	Pivot pin	30	122	Versa X, 200 Series
9020105	Pivot pin	30	113	100 Series
60003247	Pivot pin	35	127	Q-series with another rotation stop
60003248	Pivot pin	40	127	Q-series with another rotation stop

**B** IMPLEMENT PIVOT PINS



ITEM NO	ITEM DESC	ØD	L	NOTE
9020034	Pivot pin	30	127	Topgrip
9020039	Pivot pin	30	84	Topgrip
9020043	Pivot pin	30	105	Maxi Grapple
9020046	Pivot pin	30	129	Maxi Grapple
9020047	Pivot pin	30	151	Multibenne, Silograb, Maxi Grapple
9020048	Pivot pin	30	125	Multibenne, Silograb
9020063	Pivot pin	35	179	Powergrab, Silocut SE
9020093	Pivot pin	35	188	Silocut SE
9020107	Pivot pin	35	116	Powergrab, Silocut SE
9020110	Pivot pin	30	105	Topgrip
9020124	Pivot pin	40	190	Silocut SG
9020126	Pivot pin	40	171	Silocut SG

LOADER PIVOT PINS QUICKE 700 AND 900 SERIES



ITEM NO	ITEM DESC	ØD	L	NOTE
1116922	Pivot pin	30	110	
1116923	Pivot pin	30	84	
1116926	Pivot pin	40	138	
1116927	Pivot pin	40	121	
1116928	Pivot pin	30	131	
1116930	Pivot pin	30	96	Also Repl. 1116921, 1116441
1116932	Pivot pin	30	119	
1116933	Pivot pin	35	133	Also Repl. 1116939
1116934	Pivot pin	35	166	
1116935	Pivot pin	35	132	
1116937	Pivot pin	35	144	
1116938	Pivot pin	35	96	
1116941	Pivot pin	35	119	Also Repl. 1116940
1116943	Pivot pin	35	107	Also Repl. 1116942
1116944	Pivot pin	40	118	
1116945	Pivot pin	40	107	
1116946	Pivot pin	30	122	
1116462	Pivot pin	35	101	Also Repl. 1116936
1116463	Pivot pin	35	123	
1116464	Pivot pin	35	92	
1116481	Pivot pin	40	101	

LOADER PIVOT PINS OLD TRIMA 2.XX, 3.XX, 4.XX , 5.XX, 6.XX, 7.XX SERIES



ITEM NO	ITEM DESC	ØD	L	NOTE
20525072	Pivot pin	35	83	
20525076	Pivot pin	35	95	
20525080	Pivot pin	35	118	
20525390	Pivot pin	35	103	



IMPLEMENT PIVOT PINS

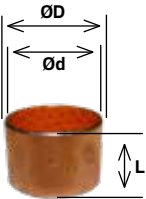
ITEM NO	ITEM DESC	ØD	L	NOTE
1116307	Pivot pin	30	211	Flexibal
1116435	Pivot pin	30	118	Flexibal
1116485	Pivot pin	40	175	Unigrip
1116656	Pivot pin	30	107	Quadrogrip
1116701	Pivot pin	35	193	Flexigrip
1116806	Pivot pin	30	175	Unigrip
1116923	Pivot pin	30	84	Quadrogrip
11260558	Pivot pin	30	84	Quadrogrip
11260561	Pivot pin	30	129	Quadrogrip

**NOTE!** When replacing a Pivot pin also replace these items to ensure optimal function!

	ITEM NO	ITEM DESC
	5215121-1	Greaser Cover Black
	60008692	Greaser Cover
	60107382	Greaser Cover
	5215131	Locking Cover
	5050608 (repl. 5004917)	Screw
The 3 below items are being replaced through 5215131 & 5050608.		
	5022089	Rubber Ring
	142893	Locking washer
	5002076	Locking Screw

BUSHINGS

To avoid abnormally wear it is important that bushings interface with the pin. These bushings will ensure the best function together with our galvanised Pivot pins.



ITEM NO	ITEM DESC	ØD	Ød	L	NOTE
5018513	Bushing	44	40	20	Used at Frontloaders and Implements
5018514	Bushing	39	35	20	Used at Frontloaders and Implements
5018515	Bushing	34	30	20	Used at Frontloaders and Implements
5018517	Bushing	39	35	30	Used at Frontloaders and Implements
5018904	Bushing	44	40	30	Used at Frontloaders and Implements
60004007	Bushing	50	45	30	Used at Frontloaders and Implements



# LOCKING PINS FOR TOOL CARRIERS



Tool carrier locking pins ensures correct and safe position of implement attached on the loader. Located at the bottom part of the loader, they are often in contact with dirt, sand, ground, silage and water. Check them regularly to prevent any damage.

Locking pins are different depending on tool carrier type fitted on loader. Here below are the available tool carrier types according to loader range.

QUICKE DIMENSION		TRIMA PLUS SERIES (2005-2017)					
Euro		Euro/Typ 3		Euro/SMS		Euro/MX	
Euro/FX		Valtra (Small BM)		Euro/HD		Big BM	

Q-SERIES (FROM 2017)							
Euro		Euro/SMS		Euro/Typ 3		Euro/MX	
Euro/FX		Valtra (Small BM)		Big BM			

200 SERIES (2011-2015)	VERSA-X (2013-2017)	X-SERIES (FROM 2017)			
Euro		Euro/SMS			

	ITEM NO	ITEM DESC	ØD	L TOT	TYPE	QUICKE DIMENSION, TRIMA PLUS SERIES	Q-SERIES	VERSA X, 200 SERIES
	5219044	Locking pin	20	154	(8) Euro	●		
	5219125	Locking pin	20	215	(8+5) Euro/SMS	●		
	5219330	Locking pin	20	226	(8+3) Euro/Type 3	●	●	
	5219075	Locking pin	50	315	(9) Big BM	●	●	
	5219230	Locking pin	30	295	(6) Valtra L	●	●	
	5219231	Locking pin	30	295	(6) Valtra R	●	●	
	5220381	Locking pin	28	213	(8+2) Euro/MX	●	●	
	5220658	Locking pin	20	252	(8+4) Euro/FX	●	●	
	5220564	Locking pin	35	152	(8+7) Euro/Alo HD	●		
	5221594-*	Locking pin	N/A	N/A	(8) Euro			●
	5221443-*	Locking pin	N/A	N/A	(8+5) Euro/SMS			●
 Hydraulic Locking	4501175	Locking pin	N/A	N/A	(8+5) Euro/SMS		Q8M	
	4501177	Locking pin	N/A	N/A	(8) Euro		Q8M	
 Hydraulic Locking	4501176	Locking pin	N/A	N/A	(8+5) Euro/SMS		●	
	4501178	Locking pin	N/A	N/A	(8) Euro		●	
 Mechanical Locking	4501166	Locking pin	N/A	N/A	(8+5) Euro/SMS		Q8M	
	4501169	Locking pin	N/A	N/A	(8) Euro		Q8M	
 Mechanical Locking	4501164	Locking pin	N/A	N/A	(8+5) Euro/SMS		●	
	4501171	Locking pin	N/A	N/A	(8) Euro		●	

\* Suffix 1 is black, 7 is grey. Other colors are optional.

SERVICE & MAINTENANCE

Pro-active maintenance like replacing bushings will reduce gaps that create noise and complicates precision work. It also protect the pins and in the long term extend the loader lifetime.



BUSHING AND PIN KITS QUICKE DIMENSION AND TRIMA PLUS SERIES:

ITEM NO	ITEM DESC	FITS TO: <i>Quicke</i>	 <b>TRIMA</b>
5018911	Bushing kit	Q20- Q50, Q21- Q51	+1.0- +4.0, T+1.1- +4.1
5018912	Bushing kit	Q60, Q61	+5.0, +5.1
5018913	Bushing kit	Q25- Q55, Q26 – Q58	+1,0P- +4.0P, +1,1P- +4.3P
5018914	Bushing kit	Q65- Q85, Q66 – Q98	+5,0P- +8.0P, +5,1P- +8.3P
60021062	Pin kit	Q20- Q50, Q21- Q51	+1.0- +4.0, T+1.1- +4.1
60021064	Pin kit	Q60, Q61	+5.0, +5.1
60021065	Pin kit	Q25- Q55, Q26 – Q58	+1,0P- +4.0P, +1,1P- +4.3P
60021066	Pin kit	Q65, Q66 – Q68	+5.0P, +5.1P- +5.3P
60022287	Pin kit	Q75- Q85, Q76- Q98	+6.0P- +8.0P, +6.1P- +8.3P



















BUSHING AND PIN KITS QUICKE 300-, 400-, 500-, 600-, 700 AND 900 SERIES:

ITEM NO	ITEM DESC	FITS TO:
4500012	Bushing kit	Q710-Q760US, Q435-Q445US*, Q310-Q320*, Q340-Q350*
4500013	Bushing kit	Q770UM, Q770US
4500015	Bushing kit	Q910-Q950US, Q950UM, Q1050DM, Q510-Q560US, Q560UM, Q580US, Q580UM,
	Bushing kit	Q610-Q670 US, 670UM, Q415-Q450US*
4500016	Bushing kit	Q675US, Q675UM, Q960-Q970US, Q960-Q970UM, 1060DM, 1070DM
4500017	Bushing kit	Q690-Q695US, Q690-Q695UM, Q980-Q985US, Q980-Q985UM, 1080DM, 1085DM
4500018	Bushing kit	Q990
4500050	Bushing & pin kit	Q710-Q760US, Q435-Q445US*, Q310-Q320*, Q340-Q350*
4500051	Bushing & pin kit	Q960UM, Q970UM
4500052	Bushing & pin kit	Q910-Q950US, Q950UM, Q610-Q670US, Q510-Q560US, Q560UM
4500053	Bushing & pin kit	Q980UM, Q985UM

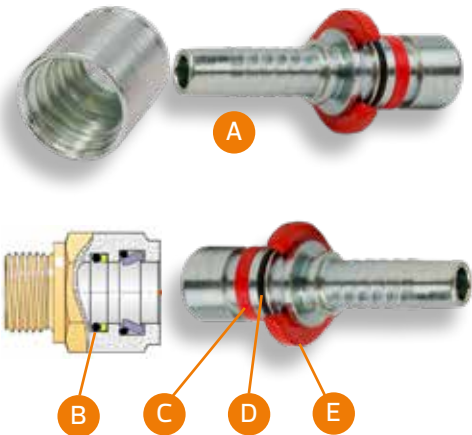
\* Note: depending on loader model, some kits can be provided with extra items not used on that specific loader

WEO MAINTENANCE KITS:

These fittings could be used to repair a hose with WEO fittings

ITEM NO	ITEM DESC		ITEM NO	ITEM DESC	
4500379	WEO 1/4"-1/4" Hose		5028058	Assembly stop 1/4" (10 pcs)	
4500380	WEO 3/8"-3/8" Hose		5028009	Assembly stop 3/8" (10 pcs)	
4500381	WEO 1/2"-1/2" Hose		5028010	Assembly stop 1/2" (10 pcs)	
4500382	WEO 1/2"-3/8" Hose		5028059	Release ring 1/4" (10 pcs)	
4500386	Seal kit 1/4" (10 pcs)		5028011	Release ring 3/8" (10 pcs)	
4500387	Seal kit 3/8" (10 pcs)		5028012	Release ring 1/2" (10 pcs)	
4500388	Seal kit 1/2" (10 pcs)				
4500383	O'ring kit 1/4" (10 pcs)				
4500384	O'ring kit 3/8" (10 pcs)				
4500385	O'ring kit 1/2" (10 pcs)				

Fits to Quicke Dimension and Trima Plus Series




COMPLETE SERVICE KIT FOR QUICKE DIMENSION AND TRIMA PLUS:

The service kit contains complete pin- and bushingkits for renovation of all the pivot points on the front loader. With the kit all parts for renovating the load damping system - SoftDrive - will follow. To be proactive and change these parts on-time will prevent from further damage on other critical components and take away the play in the joints.



ITEM NO	ITEM DESC	FITS TO: <i>Quicke</i>	 <b>TRIMA</b>
4501078	Service kit	Q25-Q45	1.0P-3.0P
4501079	Service kit	Q55	4.0P
4501080	Service kit	Q65	5.0P
4501081	Service kit	Q75-Q85	6.0P-7.0P
4501082	Service kit	Q26-Q49	1.1P-3.4P
4501083	Service kit	Q56-Q58	4.1P-4.3P
4501084	Service kit	Q66-Q68	5.1P-5.3P
4501085	Service kit	Q76-Q88	6.1P-7.3P

BUSHING- AND PIN KITS FOR Q-SERIE

ITEM NO	ITEM DESC	FITS TO: <i>Quicke</i>	 <b>TRIMA</b>
60039591	Bushing kit	Q3-Q5	-
60039595	Bushing kit	Q6	-
60039629	Bushing kit	Q3S-Q5L	Q3S-Q5L
60039645	Bushing kit	Q6S-Q8M	Q6S-Q8M
60039680*	Pin kit	Q3-Q5	-
60039681*	Pin kit	Q6	-
60039647*	Pin kit	Q3S-Q5L	Q3S-Q5L
60039572*	Pin kit	Q6S-Q8M	Q6S-Q8M


\* Complete with pin kits for the following tool carriers:

60039686 Euro, Euro/SMS


60021067 Euro/Alo Typ3, Euro/MX, Euro/Valtra Euro/Faucheux, Big BM



BUSHING- AND PIN KITS FOR VERSA X AND X-SERIE

ITEM NO	ITEM DESC	FITS TO: <i>Quicke</i>	 <b>TRIMA</b>
60039500	Bushing & pin kit	X3-X5, X31-X51	X31-X51
60039507	Bushing & pin kit	X3S-X5S, X36-X56	X36-X56

GREASER COVER KIT FOR QUICKE DIMENSION, TRIMA PLUS, VERSA X, X-SERIE AND Q-SERIE

ITEM NO	ITEM DESC	FITS TO: <i>Quicke</i>	 <b>TRIMA</b>
60028768	Greaser cover kit	Q20-Q40, Q50, Q60, Q21-Q41, Q51, Q61, X21-X51, X1-X5	+1.0-+5.0, +1.1-+5.1, X21-X51
60028770	Greaser cover kit	Q26-Q76, Q38-Q98, X26-X56, X1S-X5S	+1.0P-+5.0P, +1.1P-+8.3P, X16-X56
60028771	Greaser cover kit	Q3-Q5, Q3S-Q8M	Q3S-Q8M





# LOADER SERVICE SUITCASES

Machines waiting for parts aren’t efficient. That’s why we invented the Loader Service Suitcase. A service solution, stackable, mobile, that is both flexible and scalable. Think of it as a service technicians first aid kit. Stocked with a large selection of main parts needed for fast repairs or on-site maintenance.

ITEM NO	ITEM DESC	SPECIFICATION
60046639*	Service suitcase Basic (DE)	Contains the modules Front loader parts, Ergodrive LCS, Hydraulic couplings, Extra parts and collected technical documentation.
60046640*	Service suitcase Basic (ENG)	Contains the modules Front loader parts, Ergodrive LCS, Hydraulic couplings, Extra parts and collected technical documentation.
60046641*	Service suitcase Basic (SWE)	Contains the modules Front loader parts, Ergodrive LCS, Hydraulic couplings, Extra parts and collected technical documentation.
60046642*	Service suitcase Basic (FR)	Contains the modules Front loader parts, Ergodrive LCS, Hydraulic couplings, Extra parts and collected technical documentation.
60045023	Extra Parts	New specific parts for Q-series loader and room for parts of your choice.
60045026	Front loader parts	Valves, spools, sealings, WEO couplings, sensors, pin covers, and pin bolts.
60045027	Ergodrive LCS	A selection of parts dedicated to the LCS mechanical control system: spools, hand lever, switches, and seal kits.
60045028	Hydraulic couplings	Fitted on loaders; MC4 lever kit, safety buttons, seal kits.
60045030	Electrodrive QS	Main parts needed to service Electrodrive and Easydrive LCS control systems. Items such as joystick, ECU, valves, and seal kits.
60045034	Q-companion	Display, ECU, sensors-parts that need to be fully functional to perform weighing operations without any interruptions.
60045035	Electrics	Connectors, pins, switch box, and relay box. All the connectors you need on a loader gathered in one single suitcase.
60045036	Ergodrive & CDC	A selection of items to service first generation of Ergodrive and Electrodrive CDC control systems: ECU, joystick, hand lever.
60045037	Implements	Items such as implement hydraulic couplings, U bolts, hose holders, stop pins.
60045038	Trolley	The essential option to support service technician. Almost no effort needed to move the Service Suitcase around.

# QUICKE SERVICE TOOL

Quicke service tool is a dedicated tool for QCS and Q-companion driver support systems. It helps technicians with service and repair activities such as:

- Software updates incl feature additions
- Fault checking and fault analysis
- Configuration of replaced actuators and much more

The Quicke service tool is provided within a robust suitcase for safe storage and can be delivered with additional parts for better service level (see below alternatives).




# NEW QCS SERVICE SUITCASES

A new range of service suitcases allowing service and maintenance on new QCS Control systems.

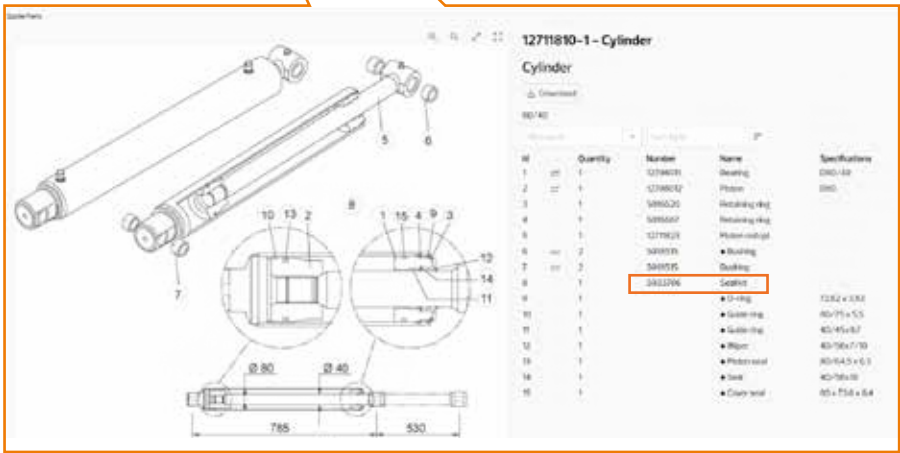
ITEM NO	ITEM DESC	SPECIFICATION
60061638	Q <sup>M</sup> -command	A selection of parts dedicated to the QCS mechanical control system: spools, hand lever, switches, and seal kits
60061639	QCS Hydraulic couplings	Fitted on QCS new control systems; couplings, safety buttons, seal kits, connector holders,....
60064310	Q <sup>E</sup> -command Level 1	Main electronic parts to service Q <sup>E</sup> -command control systems. items such as Joystick, actuator, Quicke service tool, ...
60064313	Q <sup>E</sup> -command Level 2	Electric & hydraulic parts to service Q <sup>E</sup> -comman control system . Perfect Add on to Q <sup>E</sup> -command Level 1 suitcase
60061636	Q <sup>E</sup> -command both levels	All you need to service Q <sup>E</sup> -command control systems. composed by Level 1 & Level 2 suitcases at preferred price.


















# SEALING KITS TO CYLINDERS

1. To locate the correct sealing kit to your cylinder, go to [www.parts.quicke.nu](http://www.parts.quicke.nu) and follow these steps.
2. Locate the article number of the cylinder.  
Article number could be find on the barrel of the cylinder.
3. Type in your cylinders article number in the search field.
4. Click on the box below “Spare Part drawings”.  
The cylinder is shown in an exploded view with a connected parts list. Position number 8 show the sealing kit on this cylinder.




# QUICK COUPLINGS

The couplings below are just a small selection. If you not find the Spare parts needed in the catalog please visit our Spare part viewer at our homepages [www.quicke.nu](http://www.quicke.nu) or [www.trima.nu](http://www.trima.nu).

ITEM NO	ITEM DESC	NOTE
 5044949	Multicoupler Mc-4	If you have individual quick couplings 5044976 and want to change to MC4 you must order the kit 5220530 MC4
 5044968	Quick Coupling Mc4/Mc2	Fits to 5044949
 5044127	Quick Coupling 1/2(F)	ISO A 1/2"
 5044130	Dust Cap For 1/2 Female Coupling	Fits to 5044127
 5044976	Quick Coupling 3/8 Flat Face Female	Flat face introduced with LCS
 4500294 (repl. 5044956)	Quick Coupling 3/8 Flat Face Male	At loader valve (LCS)
 4500293 (repl. 5040100)	Sealing Kit (For one coupling)	Fits to 5044956 and or 4500294
 9031324	Pluginadapter 3/8	Compact valve
 9031325	Pluginadapter 1/2"	Compact valve
 5044131	Quick Coupling R 1/2	At loader valve
 5044128	Quick Coupling 1/2(M)	At hose kits
 5044915	Quick Coupling 1/2 Male	1/2" for 3rd and 4th
 5044940	Quick Coupling 3/8 Male	3/8" for 3rd and 4th

# BEARINGS

Bearings used at old Trima Series.




ITEM NO	ITEM DESC	D	d	B	C	FITS TO
20732000	Bearing	62	40	28	22	Old Trima Series
20732001	Bearing	42	25	20	16	Old Trima Series
20732007	Bearing	62	35	35	22	Old Trima Series
20732116	Bearing	47	30	22	18	Old Trima Series
5018901	Bearing	55	35	25	20	Repl. 20732003



PLASTIC SPACER

Used at old Trima Series.

ITEMNO	ITEM DESC	DI	DY	D	L	NOTE
20525044	Spacer Ring	47	55	60	18	Old Trima Series
20525045	Spacer Ring	47	55	60	23	Old Trima Series



HOLDER KIT


Lever indicator holder kit. Four versions depending of cylinder barrel size.

ITEMNO	ITEMDESC	Ø (MM)
5215208	Level indicator holder kit	60, 70, 80, 85
5215209	Level indicator holder kit	70, 80, 90, 95
5215210	Level indicator holder kit	90, 100, 110
5221188	Level indicator holder kit	65, 75, 85, 90



GAS SPRING

Gas spring for Tool carriers.



ITEMNO	ITEM DESC	L max	L min	N	Ø1	Ø2
5020621	Gas spring	485	285	300	12	12
5020624	Gas spring	485	285	200	12	12
5020626	Gas spring	270	173	200	11	11
5020627	Gas spring	385	260	200	11	11
5020628	Gas spring	282	185	200	10,2	10,2



PLASTIC COVERS

Plastic covers to the Quicke Dimension and Trima Plus series.

ITEM NO	ITEM DESC	QUICKE	TRIMA
5215191	Cross Beam Cover, Size 1	2x-4x	1.x-3.x
5215192	Cross Beam Cover, Size 2	5x-6x	4.x-5.x
5215193	Cross Beam Cover Size 3	7x-9x	6.x-8.x
11135040	Quicke Decal- Cross Beam Cover	●	
11135055	Trima Decal- Cross Beam Cover		●
5220601	Hose Clamp Lh	US, DS and DM	US, DS and DM
5220603	Hose Clamp Rh	US, DS and DM	US, DS and DM
5215063	Hose Clamp Lh	DL and DXL	DL and DXL
5215064	Hose Clamp Rh	DL and DXL	DL and DXL
5215021	Valve Cover	All models	All models
11135041	Quicke Decal- Valve Cover	●	
11135056	Trima Decal- Valve Cover		●
5215121-1	Greaser Cover Black	All models	All models



PLASTIC COVERS

Plastic covers to Quicke and Trima Q-series.

ITEM NO	ITEM DESC	QUICKE	TRIMA
60038006*	Cross Tube Side Cover Rh	Q Series 3-5	Q Series 3-5
60038007*	Cross Tube Side Cover Lh	Q Series 3-5	Q Series 3-5
60038008*	Cross Tube Side Cover Rh	Q Series 6-8	Q Series 6-8
60038009*	Cross Tube Side Cover Lh	Q Series 6-8	Q Series 6-8
60104335	Side Cover RH	DM	DM
60104343	Side Cover LH	DM	DM
60023103	Side Cover RH	DL	DL
60023102	Side Cover LH	DL	DL
60011240	Side Cover RH	DXL	DXL
60011241	Side Cover LH	DXL	DXL
60104341	Valve Cover	All models	All models
60016662	Quicke Decal- Valve Cover	●	
60107928	Trima Decal- Valve Cover		●
60008692	Greaser Cover A	All models	All models
60107382	Greaser Cover B	All models	All models
60019418	Hose Outlet Cover Kit, STD	All models	All models
60019419	Hose Outlet Cover Kit, LT3D	All models	All models






\* Explanation:  
60038006 replaces 60107456  
60038007 replaces 60107457  
60038008 replaces 60107458  
60038009 replaces 60107459





ELECTRIC CONNECTORS

Below you can find most the common used electric connectors on our loaders and control systems.





DEUTSCH CONNECTORS DT SERIES

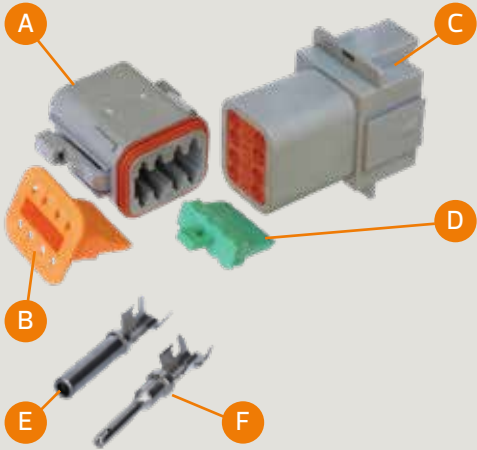
	ITEM NO	ITEM DESC	NOTE	EXAMPLE OF USE
	60039945	Male Connector Pin ( bag of 25 pcs)	DT Series	
	60039944	Female Connector Pin (bag of 25 pcs)	DT Series	
	60039948	Plastic plug (bag of 25 pcs)	DT Series	
	5050394	Male Receptacle 2 pins	DT06-2S	Electric functions on loaders Q3 to Q8M (from 2017)  Connects loader valves and other electric functions to the main loader electric harness.
	5051124	Male Wedgelock 2 pins	W2S	
	5050400	Female Receptacle 2 pins	DT04-2P	
	60028156	Female Wedgelock 2 pins	W2P	
	5050396	Male Receptacle 4 pins	DT06-4S	
	5051122	Male Wedgelock 4 pins	W4S	
	5050915	Female Receptacle 4 pins	DT04-4P	
	5050924	Female Wedgelock 4 pins	W4P	
	5050397	Male Receptacle 6 pins	DT06-6S	Electric connection on Ergodrive LCS mechanical control system harness.  Connects both sides of harness cabin side / external tractor side
	5051121	Male Wedgelock 6 pins	W6S	
	5050403	Female Receptacle 6 pins	DT04-6P	
	5050923	Female Wedgelock 6 pins	W6P	
	5050916	Male Receptacle 8 pins	DT06-8SA	Electric connection between tractor & loader on LCS systems (from production 2011 to 2020)
	5050922	Male Wedgelock 8 pins	W8S	
	5050914	Female Receptacle 8 pins	DT04-8PA	
	5050921	Female Wedgelock 8 pins	W8P	
	5050917	Male Receptacle 12 pins	DT06-12SA	Electric connection between tractor & loader on QCS systems (from production Nov 2020)
	5050926	Male Wedgelock 12 pins	W12S	
	5050918	Female Receptacle 12 pins	DT04-12PA	
	5050925	Female Wedgelock 12 pins	W12P	

AMP & DIN CONNECTORS

	ITEM NO	ITEM DESC	NOTE	EXAMPLE OF USE
	60039945	Female Connector Pin ( bag of 10 pcs)	AMP Jr Series	Electric functions on loaders Q20 to Q98 ( 2005 to 2017)  Connects loader valves and other electric functions to the main loader electric harness.
	60039944	Rubber plug (bag of 10 pcs)	AMP Jr Series	
	60039948	AMP Junior female connector 2 pins	AMP Jr Series	
	5024376	Female connector 4 pins + LED	DIN43650	Electric functions (3rd & 4th) on Q700/ Q900 series  Solenoid connector on Diverter valve

DEUTSCH CONNECTORS DTM SERIES

	ITEM NO	ITEM DESC	NOTE	EXAMPLE OF USE
	60039946	Male Connector Pin ( bag of 25 pcs)	DTM Series	
	60039947	Female Connector Pin (bag of 25 pcs)	DTM Series	
	60039949	Plastic plug (bag of 20 pcs)	DTM Series	
	5051554	Male Receptacle 4 pins	DTM06-4S	Q <sup>M</sup> -command lever harness where AUX functions buttons are connected
	5051559	Male Wedgelock 4 pins	WM4S	
	5051553	Female Receptacle 4 pins	DTM04-4P	
	5051558	Female Wedgelock 4 pins	WM4P	
	5051556	Male Receptacle 6 pins	DTM06-6S	Q-companion connector on display in-cab harness
	5051561	Male Wedgelock 6 pins	WM6S	
	5051555	Female Receptacle 6 pins	DTM04-6P	
	5051560	Female Wedgelock 6 pins	WM6P	
	5051557	Male Receptacle 12 pins	DTM06-12SA	Q-companion display connector on backside
	5051562	Male Wedgelock 12 pins	WM12S	



WHAT IS WHAT?

- A Male Receptacle
- B Male Wedgelock
- C Female Receptacle
- D Female Wedgelock
- E Male connector pin
- F Female connector pin

ELECTRIC CONNECTORS SERVICE SUITCASE

All main electric components used on Quicke loaders stacked in a robust suitcase. Sorted by component type and delivered with the list of all Items Part Number provided for easy reorders.

Electric Service Suitcase PN 60045035





PARTS SHELF






Display key parts out in the shop. We support with the display unit and branding features. Contact your sales representative for more information.




Protect your equipment.

ACCUMULATORS

With load damping you can drive the tractor faster without losing control. For optimal performance and comfort the accumulators must be replaced when the pre-charge pressure has dropped due to normal Gas Permeation or damaged by other cause.

	ITEM NO	ITEM DESC	PRECHARGE SETTING (BAR)	CAPACITY (LITRE)
	5033773	Accumulator 0,5 l, 22 bars, G1/2" F	22	0,5
	5034102*	Accumulator 0,5 l, 15 bars, G1/2" F	15	0,5
	5045140	Accumulator 0,5 l, 20 bars, G1/2" F	20	0,5
	5045141	Accumulator 1,0 l, 20 bars, G1/2" F	20	1,0
	60011611	Accumulator 0,5 l, 28 bars, G1/2" M	28	0,5
	60044837	Accumulator 0,5 l, 28 bars, G1/2" F	28	0,5
	60065158	Accumulator 1,0 l, 22 bars, G1/2" F	22	1,0
	5013853	Sealing Washer Gbr 1/2		
	5215011**	Accumulator Bracket Size 1 (S)		
	5215012**	Accumulator Bracket Size 2 (M)		
	5215013**	Accumulator Bracket Size 3 (L)		



\* Replaces 5033772.  
\*\* The plastic bracket have 3 different size depending of the diameter of the cross tube at the loader.

PAINT

Repair paint in different brand colours. Spray can and 1 l paint.



COLOUR	ITEM NO	SUFFIX	SPRAY	CAN
Grey texture	4500107	-7	●	●
	4500115	-7		
Note: QD series and Valtra				
Alo Black	4500314	-1	●	●
	4500315	-1		
Note: Trima subframes and Implements up till 2013				
Black texture	4500895	-17	●	●
	4500893	-17		
Note: Q-series and Implements as of 2013				
Silver	4500204	-10	●	●
	4500203	-10		
Note: Silver P-rod				
Alo Terracotta	4500988	-27	●	●
	4500989	-27		
Alo Ochra	4500990	-28	●	●
	4500991	-28		
Orange	4500305	-22	●	●
	4500306	-22		
Note: Cutting edge/Silcoat knives as of 2017				


COLOUR	ITEM NO	SUFFIX	SPRAY	CAN
MF Red	4500110	-2	●	●
	4500120	-2		
Note: Replaced from s/n 7281677 (-2009)				
	4500462	-19	●	●
	4500461	-19		
Note: Used from s/n 7281677 (2009-)				
Challenger Yellow	4500111	-4	●	●
	4500122	-4		
McCormick Red	4500112	-6	●	●
	4500118	-6		
Kubota Orange	4500113	-3	●	●
	4500119	-3		
Fendt Green	4500114	-5	●	●
	4500121	-5		
AGCO Orange	4500234	-16	●	●
	4500316	-16		

COLOUR	ITEM NO	SUFFIX	SPRAY	CAN
AGCO/MF Grey	4500902	-18	●	●
Note: Subframes and Valves				
New Holland Blue	4500235	-11	●	●
	4500317	-11		
Case IH Red	4500236	-13	●	●
	4500318	-13		
John Deere Green	4500435	-12	●	●
	4500434	-12		
Zetor Red	4500900	-25	●	●
	4500901	-25		
Deutz Green	60005864	-15	●	●
	60006275	-15		
Quicke Black/Grey	5046006	-8	●	●
Quicke Black/Grey	5046105	-8		
Note: 700/900-serie				

● 0.4L Spray ● 1L Can


# KITS FOR LOADERS PRODUCED BEFORE 2017

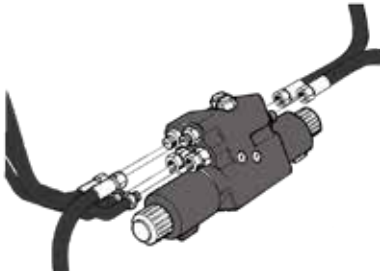
## 3<sup>RD</sup> & 4<sup>TH</sup> SERVICE KITS

ITEM NO	ITEM DESC	FITS TO LOADER WIDTHS:	FITS TO: <i>Quicke</i> 
5220450	3 <sup>rd</sup> Service kit	DS & US (900 mm)	Q20- Q88 +1.0- +7.3P
5220451	3 <sup>rd</sup> Service kit	DM & UM (1 040 mm)	Q20- Q88 +1.0- +7.3P
5220452	3 <sup>rd</sup> Service kit	DL (1 200 mm)	Q20- Q88 +1.0- +7.3P
5220519	4 <sup>th</sup> Service kit	DS & US (900 mm)	Q20- Q88 +1.0- +7.3P
5220518	4 <sup>th</sup> Service kit	DM & UM (1 040 mm)	Q20- Q88 +1.0- +7.3P
5220517	4 <sup>th</sup> Service kit	DL (1 200 mm)	Q20- Q88 +1.0- +7.3P

kits adapted for Quicke & Trima loaders as above produced from 2005 to 2017




ITEM NO	ITEM DESC	FITS TO : <i>Quicke</i>
313403	3 <sup>rd</sup> Service kit	Q230, Q330, Q430
313413	3 <sup>rd</sup> Service kit	Q310- Q340, Q415- Q450, Q610- Q690
10550218	3 <sup>rd</sup> Service kit	Q675, Q695, Q710- Q790, Q910- Q990, Q1050- Q1085
313404	4 <sup>th</sup> Service kit	Q230, Q330, Q430
313414	4 <sup>th</sup> Service kit	Q310- Q340, Q415- Q450, Q610- Q690
313325	4 <sup>th</sup> Service kit	Q675, Q695, Q710- Q790, Q910- Q990, Q1050- Q1085

ITEM NO	ITEM DESC	FITS TO : 
20430076	3 <sup>rd</sup> Service kit	200, 300, 400 Series from year 2002 600, 700 Series
20430077	4 <sup>th</sup> Service kit	300, 400 Series from year 2002 600, 700 Series






## IMPLEMENT HYDRAULIC LOCKING KITS

Kits adapted for loaders produced from 2005 to 2017 with loader beam width 900 mm (US/DS type)

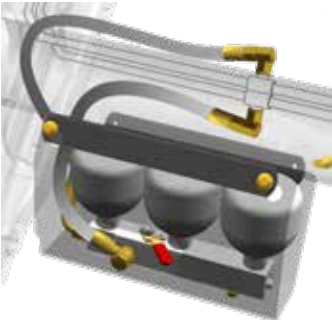
ITEM NO	ITEM DESC	Tool carrier	SN	FITS TO: <i>Quicke</i> 	CONNECTION Tractor<->Loader
5215260	Q-lock kit	Euro	<- 7332743	Q20- Q56 +1.0- +4.3P	 Caravan (round - 7 pins)
5220690	Q-lock kit	Euro	7332744->		
5215261	Q-lock kit	Euro/SMS	<- 7332743		
5220696	Q-lock kit	Euro/SMS	7332744->	Q20- Q56 +1.0- +4.3P	 Deutsch (Rectangular - 8 pins)
5220520	Q-lock kit	Euro	<- 7332743		
5220691	Q-lock kit	Euro	7332744->		
5220521	Q-lock kit	Euro/SMS	<- 7332743		
5220697	Q-lock kit	Euro/SMS	7332744->		

Kits adapted for loaders produced from 2005 to 2017 with loader beam width 1 040 mm (DM type)

ITEM NO	ITEM DESC	Tool carrier	SN	FITS TO: <i>Quicke</i> 	CONNECTION Tractor<->Loader
5220692	Q-lock kit	Euro	7332744->	Q20- Q78 +1.0- +6.3P	 Caravan (round - 7 pins)
5215263	Q-lock kit	Euro	<- 7332743		
5220698	Q-lock kit	Euro/SMS	7332744->		
5215264	Q-lock kit	Euro/SMS	<- 7332743		
5220707	Q-lock kit	Euro/MX	7332744->		
5220693	Q-lock kit	Euro	7332744->	Q20- Q78 +1.0- +6.3P	 Deutsch (Rectangular - 8 pins)
5220522	Q-lock kit	Euro	<- 7332743		
5220699	Q-lock kit	Euro/SMS	7332744->		
5220523	Q-lock kit	Euro/SMS	<- 7332743		
5220708	Q-lock kit	Euro/MX	7332744->		

## SOFTDRIVE KITS QUICKE DIMENSION AND TRIMA PLUS SERIES:

ITEM NO	ITEM DESC	FITS TO: SN	<i>Quicke</i>		PROD YEAR	CONNECTION Loader<->Tractor	
5215233	Accumulator kit (on+ Side)	<- 7332743	Q20- Q45	+1.0- +3.0P	2005-2011	 Caravan (round - 7 pins)	
5220661	Accumulator kit (on+ Side)	7332744->					
5215234	Accumulator kit (on+ Side)	<- 7332743	Q50- Q65	+4.0- +5.0P			
5220665	Accumulator kit (on+ Side)	7332744->					
5215235	Accumulator kit (on+ Side)	<- 7332743	Q75	+6.0P			
5220672	Accumulator kit (on+ Side)	7332744->					
5215235	Accumulator kit (on+ Side)	<- 7332743	Q85	+7.0P			
5220673	Accumulator kit (on+ Side)	7332744->					
5220661	Accumulator kit (on+ Side)	7332744->	Q21- Q49	+1.1- +3.4P	2011- 2017		
5220665	Accumulator kit (on+ Side)	7332744->	Q51- Q68	+4.1- +5.3P			
5220672	Accumulator kit (on+ Side)	7332744->	Q76, Q78	+6.1P, +6.3P			
5220673	Accumulator kit (on+ Side)	7332744->	Q88	+7.3P			
5220576	Accumulator kit (on- side)	To be added on every kit listed above					
5220538	Accumulator kit (for both sides)	<- 7332743	Q20- Q45	+1.0- +3.0P	2005-2011	 Deutsch (Rectangular - 8 pins)	
5220663	Accumulator kit (for both sides)	7332744->					
5220539	Accumulator kit (for both sides)	<- 7332743	Q50- Q65	+4.0- +5.0P			
5220667	Accumulator kit (for both sides)	7332744->					
5220540	Accumulator kit (for both sides)	<- 7332743	Q75	+6.0P			
5220674	Accumulator kit (for both sides)	7332744->					
5220540	Accumulator kit (for both sides)	<- 7332743	Q85	+7.0P			
5220675	Accumulator kit (for both sides)	7332744->					
5220663	Accumulator kit (for both sides)	7332744->	Q21- Q49	+1.1- +3.4P	2011- 2017		
5220667	Accumulator kit (for both sides)	7332744->	Q51- Q68	+4.1- +5.3P			
5220674	Accumulator kit (for both sides)	7332744->	Q76, Q78	+6.1P, +6.3P			
5220675	Accumulator kit (for both sides)	7332744->	Q88	+7.3P			
60018952	Switch kit	To be added on kits listed above if needed					



## SUSPENSION KIT - LOADERS PRODUCED BEFORE 2005:

ITEM NO	ITEM DESC	QUICKE
314010	Softdrive kit	Q310- Q660
314070	Softdrive kit	Q465, Q675- Q695
5048136	Softdrive kit	Q710- Q750, Q910- Q940, Q960, Q1060
5048137	Softdrive kit	Q760, Q770, Q950, Q970- Q990, Q1050- Q1085 (except Q1060)

ITEM NO	ITEM DESC	TRIMA
20375021	FLD800/Plusdrive	200, 300, 400 Series up to year 2002
20375023	FLD800/Plusdrive	200, 300, 400 Series from year 2002





TINES

With our selection of tines we guarantee that the tine will fit perfectly to the implement. All tines have the optimal strength and resistance against wear.



TINES	ITEM NO	ITEM DESC	LENGTH	THREAD	FITS TO
	5068114-17 repl. 5068003-17	Tine Conus 2, straight	820	M30x2	Bale Fork, Bale Fork Mk 1/S+/M/L/L+/XL+ Silocut, Silocut SE/SG/MG
	5068120-17 repl. 5068004-17	Tine Conus 2, straight	1240	M30x2	Bale Fork, Bale Fork Mk 1/S+/M/L/L+/XL+, Square Bale Fork, Bale Spike, Flexibal, Silopush, Silopush HX, Manure Fork XL,
	5068006-17	Tine Conus 1, straight	680	M20x1,5	Multi Bale, Silograb MK2, Stone fork (old)
	5068010-17	Tine Conus 2, straight	985	M30x2	MultiBale, Universal Fork, Silopush, Stone fork Silograb XL, Silocut XL, manure fork XL
	5068015-1	Tine Conus 1, cranked	820	M24x2	Silocut, Silocut MG
	5068017	Tine, straight	940	M22x1,5	DB 4000
	5068018	Tine, curved	680	-	Multibenne MB
	5068109-17 repl. 5068101-17	Tine Conus 1, straight	810	M20x1,5	RSB 1200, Bale Spike, Manure Fork, Silograb, Silograb (-2010), Silograb S+
	5068112-17 repl. 5068102-17	Tine Conus 1, curved	680	M20x1,5	Multibenne, Multibenne M+/XL, Multigrab Silograb, Silograb (-2010)/MK2 (tine repl. 5068008), Silograb M+/XL
	5068117-17 repl. 5068107-17	Tine Conus 3, straight	820	M33x2	Silocut SG
	1220103	Tine, curved	460	-	DB 2115, DB 2050, DB 2160, DB 2120, DB 3250
	60034749	Weld on Tine, straight	949	-	Silograb XL, Silocut XL
	60034750	Weld on Tine, straight	1 169	-	Silograb XL
	60022809-17	Weld on Tine, curved,	593	-	Multibenne XL, Silograb XL
	60022782-17	Weld on Tine, curved	685	-	Multibenne XL, Silograb XL
	60051290	Weld on Tine, curved	623	-	Silograb S+, Multibenne S+



BUCKET TEETH

Our bucket teeth have been specifically design for our buckets, to ensure perfect fit and maximum strength. All teeth have the optimal resistance against wear.

	ITEM NO	ITEM DESC	SIZE	FITS TO
	60047175-22	Tooth, orange	for 18 mm cutting edge	SM+ Buckets, HDXL 220/240/260
	60036690-22	Tooth, orange	for 20 mm cutting edge	SL+ Buckets, HDXL 270/290,
	5011559	Nut (2 pcs by tooth)	M20 x 2.5	SM+/SL+/HDXL
	5002220	Screw (2 pcs by tooth)	M20 x 70	SM+/SL+/HDXL
	5013127	Washer (2 pcs by tooth)	BRB 21 x 36 x3	SM+/SL+/HDXL
	11260142	Weld on Tine	N/A	MPT multipurpose bucket

CUTTING EDGES

You will find below a list of our Hardened cutting edges, specially designed for our implements. Other cutting edges types are also available, like Serrated or Polyurethane cutting edges. Visit online spare parts catalogue [www.parts.quicke.nu](http://www.parts.quicke.nu) and find them.




ITEM NO	WIDTH	FITS TO
11255535Q	160 cm	SM+/GM+/GL+/GXL+/VL+ Buckets
11255493Q	180 cm	
11255494Q	200 cm	
11255495Q	220 cm	
11255496Q	240 cm	
11255497Q	260 cm	
11255659Q	245 cm	VXL+ Buckets
11255660Q	265 cm	
11255661Q	285 cm	
11255662Q	305 cm	SL+/HDXL Buckets
11255782Q	220 cm	
11255783Q	240 cm	
11255784Q	260 cm	
11255785Q	270 cm	
11255786Q	290 cm	






All kits contain :  
Hardened Cutting Edges HB500 + Nuts, Screws and Washers

ITEM NO	WIDTH	FITS TO
11255524Q	90 cm	GS+ Buckets/Multibenne S+
11255525Q	100 cm	
11255527Q	120 cm	
11255528Q	140 cm	
11255529Q	160 cm	
ITEM NO	WIDTH	FITS TO
11254153Q	185 cm	Powergrab/Multibenne XL
11254154Q	210 cm	Powergrab/Multibenne XL
11254155Q	240 cm	Powergrab
11254156Q	260 cm	Powergrab
11254826Q	230 cm	Multibenne XL
11254998Q	250 cm	Multibenne XL
60017070	220 cm	Powergrab XL
60016528	240 cm	
60016909	260 cm	
60017116	280 cm	

# KNIVES FOR SILOCUT

Sharp knives are a key to high efficiency when working with silage. By having a clean cut, it prevents the admission of air and generation of heat, critical for feed quality, while consuming less silage by reducing waste. Thats why Ålö now introduce hardened bolt on knives that improves serviceability.



				
ITEM NO11262627	11262628	11262629	60014466	5050610
ITEM DESCCorner Knife Lh	Corner Knife Rh	Center knife	Center knife	Screw Mf6s 12x20 8.8
FITS TOSilocut SG (2014-08-) Silocut XL (2018-)	Silocut SG (2014-08-) Silocut XL (2018-)	Silocut SG (2014-08-) Silocut XL (2018-)	Silocut SG (2014-08-)	Silocut SG (2014-08-) Silocut XL (2018-)

Note! For replacement knives to previous models of Silocut please visit our Spare part viewer at our homepages. [www.quicke.nu](http://www.quicke.nu) or [www.trima.nu](http://www.trima.nu)

# PALLET FORK LOCKING PINS

			
ITEM NO11262357	ITEM DESC11260629	ITEM NO11260629	ITEM DESC11260629
ITEM DESCLocking pin	Spring Locking Kit Pallet Fork	NOTE	Replace these four items 841132, 1101017, 501303 and 5016106 with 11260629

# HOOKS

Weld on hooks. Euro, Type 3 and SMS.

			
ITEM NO10830555Q	ITEM NO10830105	ITEM NO10830440	ITEM NO830567
ITEM DESCEuro weld on hooks	ITEM DESCAlo type 3 weld on hooks	ITEM DESCTrima SMS (5)	ITEM DESCEuro weld on hooks

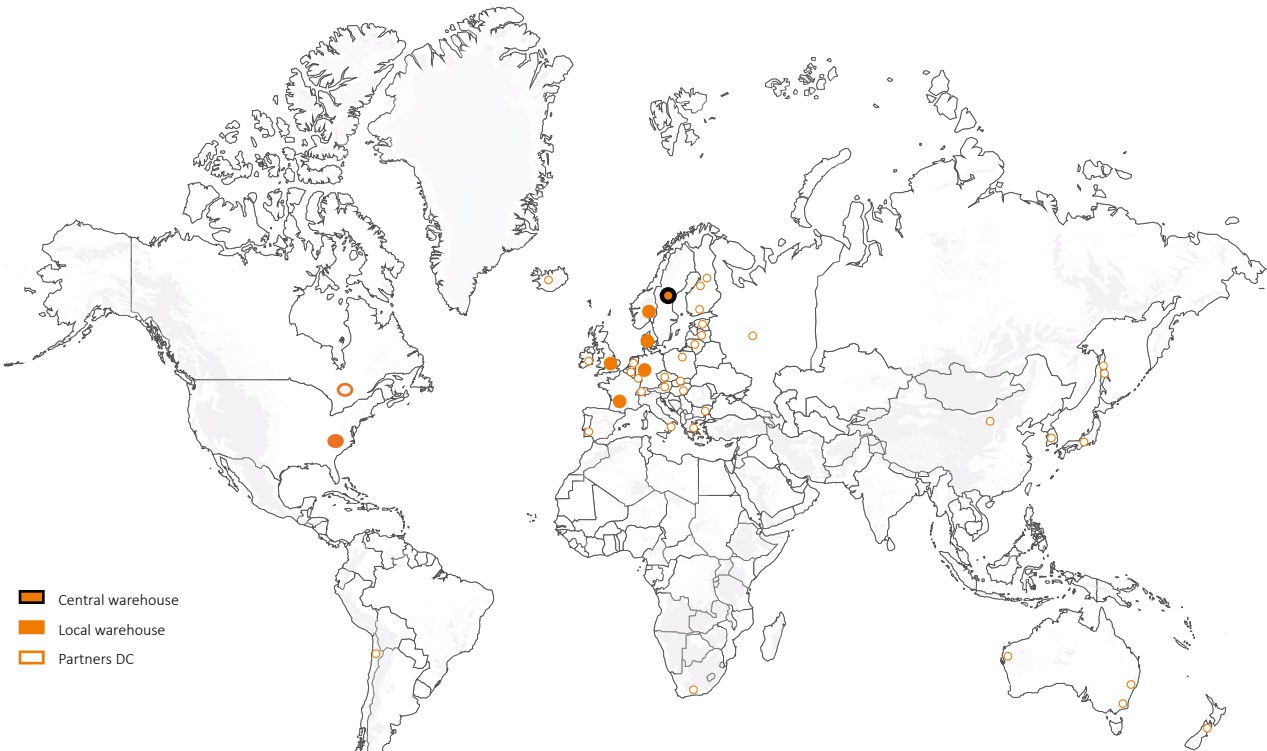
# CYLINDER STOP

For extra safety the lift arm support device is recommended to be installed at the lift cylinder rod during service.

ITEMNO	ITEM DESC
4500930	Safety lift arm support device



# ORIGINAL PARTS BY QUICKE



## PROTECT YOUR EQUIPMENT

Original Parts are selected by the same people that designed and manufactured your product and are therefore the best choice for a guaranteed perfect fit and the highest possible quality. This reduces the risk of a “unit down” scenario that prevent you from feeding your cattle or performing other important duties.

## SAVE MONEY

Competitor analyses prove that when you select original parts from Alo you get superior quality that reduces the risk of unexpected downtime. It is absolutely crucial that a part’s properties and dimensions work optimally together.Even minor deviations could result in catastrophic and very expensive consequences. Less unplanned repair work during the high season and longer service intervals mean major savings.

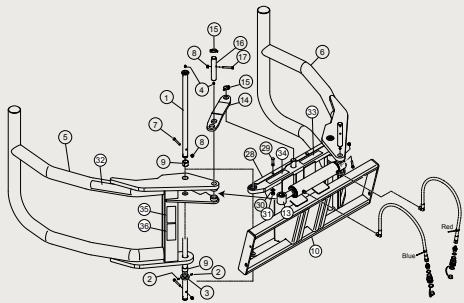
## FAST DISTRIBUTION

To ensure a high service level we have several warehouses just for Spare parts and a well-developed distribution network all over the world. For more information go to [www.quicke.nu](http://www.quicke.nu) and [www.trima.nu](http://www.trima.nu)

## WE’VE GOT SPARE PARTS CLOSE BY EVEN WHEN YOU’RE FAR AWAY

Spare parts are available for everything from the biggest to the tiniest detail on the implement, and we’ve got them close by. Our world-leading distribution network guarantees proximity to you, no matter where you are.

All you need to do is contact your local dealer.



Original Parts by Quicke



## Original Parts by Quicke

**Ålö AB**

**Member of JOST World**

Brännland 300, SE-901 37 Umeå, Sweden

Tel: +46 (0)90 17 05 00

marketing@alo.se

www.quicke.nu

Version May 2021



CLIMATE  
COMPENSATED  
PAPER



Some of the products are not available on all markets. Working with front loaders and accompanying implements is not without risk. Serious injuries to people and damage to materials can occur in the event of incorrectly carried out work. Show consideration to your surroundings, use common sense and comply with local laws and regulations. Always read carefully through the instruction manual supplied. Only use original spare parts and accessories. Quicke's product range is continually being developed. We reserve the right at any time to alter specifications, prices and versions with no obligation on our part. <sup>®</sup>, <sup>™</sup> Trademarks of Ålö AB.